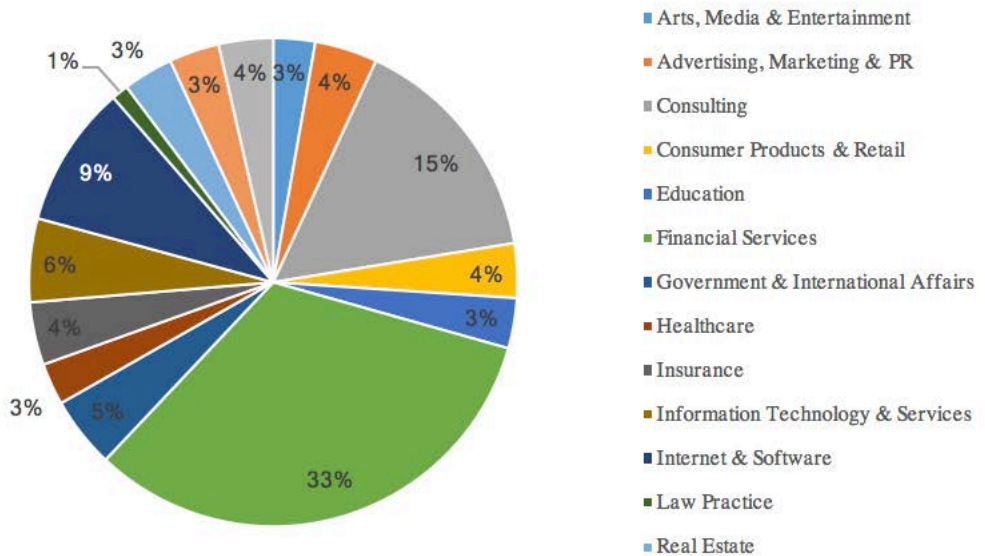


- Accepted Employment
- Attending Graduate School
- Still Seeking Employment
- Other (military or volunteering)

Post-Graduation Plans	Respondents	Response Rate
Total Econ Respondents	327	66%
Have information on	453	92%
Total Econ majors	495	
Accepted Employment	368	81%
Attending Graduate School	62	14%
Still Seeking Employment	20	4%
Other (military or volunteering)	3	1%
Total	453	

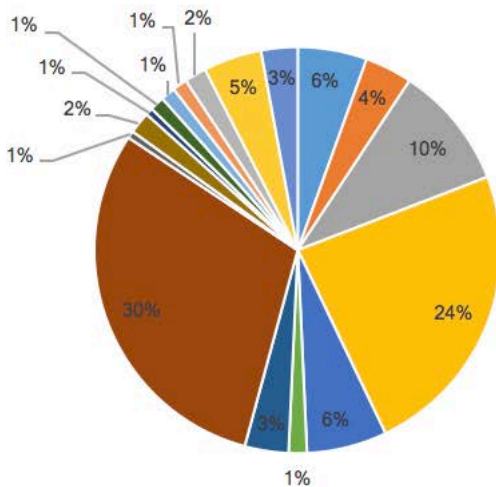
**495 majors were surveyed. 327 Economics majors reported their data. For those who did not, the ECO undertook research to locate post-graduation destination information about these majors. We are reporting on information for 453 majors in total.*



Distribution of Employers Across Industry	Frequency	Percent
Arts, Media & Entertainment	10	3%
Advertising, Marketing & PR	15	4%
Consulting	56	16%
Consumer Products & Retail	13	4%
Education	12	3%
Financial Services	118	33%
Government & International Affairs	17	5%
Healthcare	10	3%
Insurance	15	4%
Information Technology & Services	20	6%
Internet & Software	34	9%
Law Practice	4	1%
Real Estate	12	3%
Research	12	3%
Other*	13	4%
Total**	361	100%

*Includes: Construction, Defense, Electronic & Computer Hardware, Environmental Services, Staffing & Recruiting, Telecommunications, Transportation, and Non-Profits

Note: Of 368 employed students, 244 employed self-reported industry. We have industry information for 361 students and are using 361 as the total pool for this metric. (We researched industry when employment information was missing.

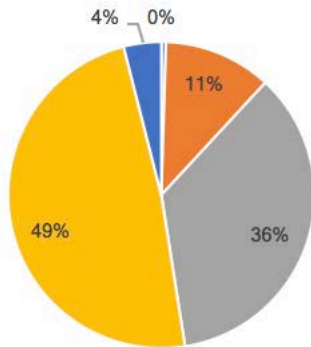


- Advertising, Marketing & PR
- Administration & General Management
- Business Development & Sales
- Consulting
- Data & Analytics
- Education, Teaching or Training
- Engineering (Web/Software)
- Finance
- Human Resources
- Legal
- Logistics & Supply Chain
- Operations/Production
- Product/Project Management
- Purchasing
- Real Estate
- Research
- Other*

Distribution of Job Function	Frequency	Percent
Advertising, Marketing & PR	19	6%
Administration & General Management	13	4%
Business Development & Sales	34	10%
Consulting	82	24%
Data & Analytics	22	6%
Education, Teaching or Training	5	1%
Engineering (Web/Software)	12	3%
Finance	104	30%
Human Resources	2	1%
Legal	6	2%
Logistics & Supply Chain	2	1%
Operations/Production	4	1%
Product/Project Management	4	1%
Purchasing	4	1%
Real Estate	6	2%
Research	16	5%
Other*	10	3%
Total	345	100%

*Includes: Community & Social Services, Construction/Contracting, and Political Organizing

Note: Of 368 employed students, 240 self-reported job function. We have job function information for 345 students.



- Between \$0 and \$25,000
- Between \$25,000 and \$45,000
- Between \$45,000 and \$65,000
- Between \$65,000 and \$85,000
- Above \$85,000

Distribution of Base Salary	Frequency	Percent
Between \$0 and \$25,000	1	0%
Between \$25,000 and \$45,000	23	11%
Between \$45,000 and \$65,000	72	36%
Between \$65,000 and \$85,000	98	49%
Above \$85,000	8	4%
# of Students who reported annual salary	202	
Minimum Base Salary	\$20,000	
Maximum Base Salary	\$110,000	
Total respondents	345	
Share of students who reported annual salary	59%	
Mean Salary	\$64,332	
Highest Earner Industry & Job Title		
Industry	Commercial Banking & Credit	
Job Title	Software Engineer	

	Mean	Median	25th Percentile	75th Percentile	Highest	Lowest
Base Salary	\$64,332	\$65,000	\$55,000	\$77,500	\$110,000	\$20,000
Bonus Amount	\$7,324	\$6,000	\$5,000	\$10,000	\$30,000	\$1,000

Note: Of 368 employed students, 226 self-reported a non-zero annual salary and 120 self-reported a non-zero bonus.

Advertising, Marketing, & PR

Buzzuto
Elephant
Joele Frank*
LG CPA & Co
McCann Health New York
Merkle*
Red Ventures*
Switch DC
We Are Social

Arts, Media and Entertainment

Downtown Music
Glenstone Museum
Home Team Sports
Miami Dolphins*
Politico
Sports Info Solutions
The Walt Disney Company
United States Tennis Association
WME

Accounting (Financial Services)

BDO USA, LLP
EY*
Grant Thornton LLP*
PricewaterhouseCoopers (PwC)*

Commercial Banking & Credit (Financial Services)

Apple Bank
Bank of America*
Capital One*
Carter Bank & Trust
Citi*
Citizens Bank
Deutsche Bank*
GreenSky
MMG Bank
PenFed Credit Union
PNC*

Consulting

Accenture*
Analysis Group
Ankura Consulting Group, LLC*
Bain & Company*
Bates White Economic Consulting
Berkeley Research Group, LLC

Block72

Booz Allen Hamilton*
Cornerstone Research*
CrossCountry Consulting*
Deloitte*
FTI Consulting
Guidehouse
inCode Consulting
McKinsey & Company*
Myers-Holum, Inc.
Nathan Associates
NERA Economic Consulting
Sapient Consulting
Springhill Consulting Group
The Kenrich Group LLC
Universal Consulting Services
UNO International Trade Strategy
ZS Associates*

Consumer Products & Retail

ALDI USA
Altria
Belk, Inc.
Bloomingdale's
Eat Mezcla
Keaton Women's Wear
Procter & Gamble (P&G)

Education

Albemarle County Public Schools
Columbia University
EAB*
Fulbright US Student Program
Stanford University
Teach for America*
Teach Assistant Program in France
University of California, San Francisco
University of New England
Virginia College Advising Corps

Financial Services

Alloy
BB&T Capital Markets
BlackRock
Carlyle
Capco*
EagleStone Tax & Wealth Advisors
Fannie Mae*

Fidelity Investments

Freddie Mac*
Greensil
NewDay USA
Nodal Exchange*
Paymerang
Sargent Investment Group
ThirdBridge Group
Government & International Affairs
AECOM
Congressional Budget Office
FDIC
Federal Bureau of Investigation
Federal Trade Commission – Bureau of Competition
GAP Solutions, Inc.
IM Solutions LLC
Institute for the Study of War
Peace Corps
US Department of Justice
US House of Representatives
Ulman Public Policy
United States Postal Service*
US Department of Housing and Urban Development
World Bank Group

Healthcare

ForDoz Pharma Corp
GlaxoSmithKline
Johnson & Johnson
Kennell and Associates, Inc.
NationsHearing
PPD
Triage Consulting Group
Unitedpoly India
UVA Medical Scribe Program

Information Technology & Services

Aquitas Solutions
CGI*
Comtech, LLC
Cynash Inc
Future Tech Enterprise
Groundswell Consulting Group*
IBM*
IMG-Crown
KLS Professional Advisors Group
Mastercard

Microsoft

Insurance

AARP

Allstate

ASL

AXA

Barings

Cigna

Foundation Insurance Group

GEICO*

John Hancock

Markel

MassMutual Capitol District

Northwestern Mutual

Internet & Software

Amazon*

Appian Corporation

Clarabridge*

Counterpoint Consulting, Inc.

Dome Compass

Epic

GE Digital

GoCanvas

Hitachi Vantara

Laserfiche

MicroStrategy*

Oracle*

PitchBook Data, Inc.

SinglePlatform

Uber

Utilities International

Verato

Vivid Cortex

Wayfair*

WireWheel.io

Yext*

Investment/Portfolio

Management (Financial Services)

Aldrich Capital Partners

Allianz Global Investors

Alpine Investors

Backend Benchmarking

BBR Partners

Bessemer Trust

Bridgewater Associates

Brown Advisory

Cambridge Associates

CPMG, Inc.

Frontaura Capital LLC

Global Endowment

Management

Investure LLC

Keel Point LLC

Lazard*

McAdam Financially Advanced

MGG Investment Group

Morgan Stanley*

PGIM

Sullivan, Bruyette, Speros &

Blayne LLC*

ThinkZone

Thompson, Siegel & Walmsley

The Riverside Company

TIAA

Virginia Retirement System

Warburg Pincus

Wellington Management

Company LLP*

**Investment Banking
(Financial Services)**

Baird

BlackArch Partners

Boxwood Partners

Credit Suisse*

First Tryon Securities LLC

Goldman Sachs

Greenhill & Co., Inc.

Harris Williams & Co.*

Houlihan Lokey

Jefferies, LLC*

JPMorgan Chase & Co*

KippsDeSanto & Co.*

Piper Jaffrey

Raymond James

RBC Capital Markets

Santander Investment Securities

The McLean Group

Law

Kobre & Kim, LLP

McDermott Will & Emery

Sterne, Kessler, Goldstein &

Fox PLLC

Sullivan & Cromwell LLP

Ward Chisolm PC

Real Estate

Berkshire Hathaway Home
Services

Camden Property Trusts

Carr Properties

Colliers International

CoStar Group

DLC Management Corp.

Greystar

Hanover Company

Rosin & Associates, Inc.

Sauer Properties

TenantBase

Washington REIT

Research

AlphaBrook*

AlphaSights*

Ballast Research

Gartner*

GLG

Magellan Research Group

Versant Partners

Other

American Credit Acceptance,
LC

Arena Aviation Capital

Chi Alpha Ministries at UVA

Capital Automotive Real Estate
Services, Inc

CarMax

DJI Technology Inc.

First Environment

Huntington Ingalls Industries
(HII)

Intel Corporation

James Hardie Building Group

Kayo Conference Series

Norfolk Southern

Northrop Grumman

Pivot Energy

RBI Corporation

Risk Mitigation Consulting

Schafer and Company

Tisora Group

Toyota

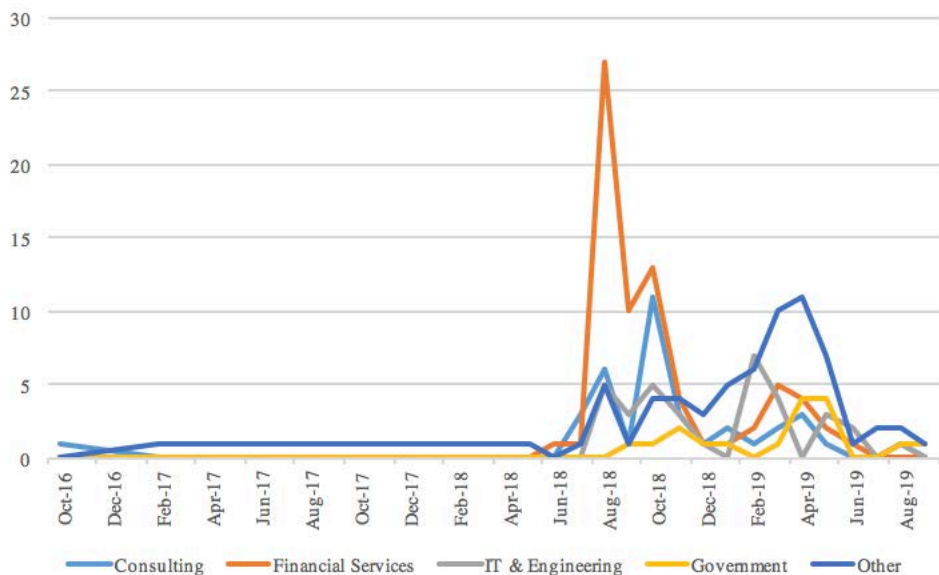
*More than 1 graduate was employed.

Of 368 employed students, 224 self-reported offer and acceptance dates. The following charts reflects data reported by 224 students.

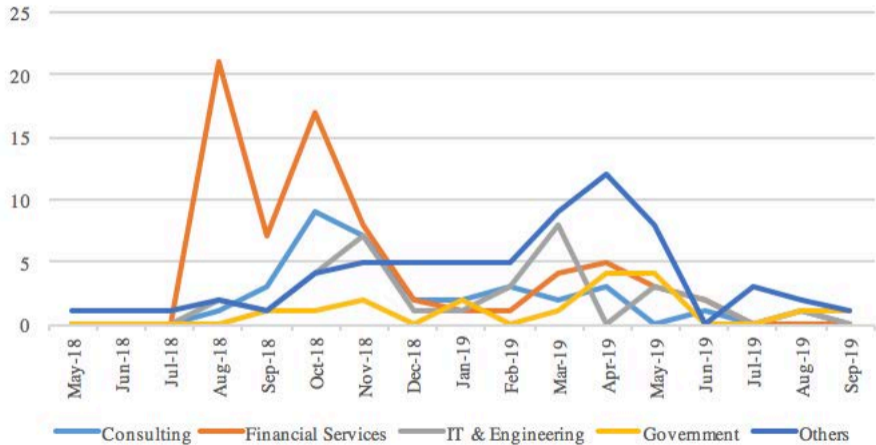
Offer vs Acceptance Timeline



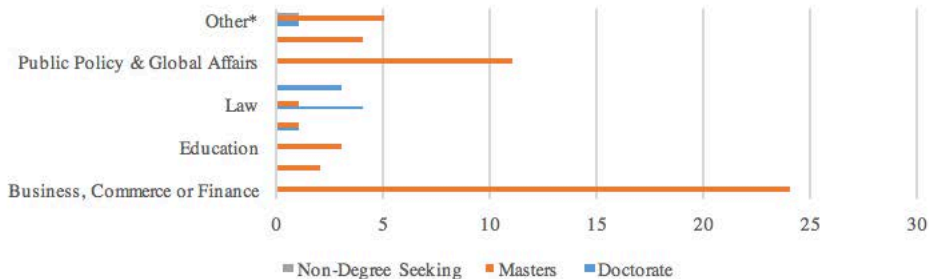
Offer Date by Industry



Accept Date by Industry



Graduate School Disciplines



Disciplines	Doctorate (JD for Law; MD for Medicine)	Masters	Non-Degree Seeking	Total	Percentage of Students
Business, Commerce or Finance		24		24	240%
Data Science		2		2	20%
Education		3		3	30%
Economics	1	1		2	20%
Law	5	0		5	50%
Medicine	3			3	30%
Public Policy & Global Affairs		11		11	110%
Statistics		4		4	40%
Other*	1	5	1	7	70%
Total	10	50	1	61	

Our students have reported acceptance into the following graduate school programs.

Continuing Education School	Continuing Education Level	Continuing Education Major	Count
Duke University	Masters	Business	1
University of Virginia	Masters	Commerce	21
Carnegie Mellon University	Masters	Computational Finance	1
University of Virginia	Masters	Data Science	1
Virginia Commonwealth University	Masters	Decision Analytics and Data Management	1
University of Texas, Austin	Doctorate	Ecology, Evolution and Behavior	1
University of Virginia	Doctorate	Economics	1
UCLA	Masters	Electrical Engineering	1
Duke University	Masters	Environmental Management	1
Tsinghua University	Masters	Global Affairs	1
University of Pennsylvania	Masters	Higher Education	1
University of Virginia	Masters	Higher Education	2
The Courtauld Institution of Art	Masters	History of Art	1
Johns Hopkins University	Masters	International Economics & Finance	1
University of Richmond	Doctorate (JD)	Law	1
University of Texas, Austin	Doctorate (JD)	Law	1
University of Virginia	Doctorate (JD)	Law	2
Yale University	Masters	Law	1
Duke University	Masters	Management Studies	1
Florida State University	Doctorate (MD)	Medicine	1
Rutgers University	Doctorate (MD)	Medicine	1
Virginia Commonwealth University	Doctorate (MD)	Medicine	1
University of Virginia	Non-Degree Seeking	Professional Studies	1
University of Virginia	Masters	Public Policy	9
Carnegie Mellon University	Masters	Public Policy & Management	1
Virginia Commonwealth University	Masters	Social Work	1
University of Virginia	Masters	Statistics	4
Harvard University	Masters	Tibetan Buddhism	1
Total			61